

About the Fund

Overall Morningstar Rating™ 
Based on risk-adjusted returns among 248 Multialternative Funds as of 09/30/19

INVESTMENT OBJECTIVE

Provide (1) a high level of current income consistent with the preservation of capital and (2) reduced correlation to conventional stock and bond markets while considering environmental, social and governance (ESG) factors.

FEATURES

Income and absolute return oriented while integrating ESG criteria

Designed to be agnostic to interest rate and equity market movements

Liquid, transparent "hedged" mutual fund vehicle

ROLE IN PORTFOLIO

Market neutral approach that looks to generate income

Created for investors who seek to reduce market exposure and increase yield

Volatility managed, low correlation return objectives

OBJECTIVE	GOAL	ACTUAL
INCOME (SEC 30-DAY YIELD)	3 Month T-Bill + 4.0%	30-Day SEC Yield: 5.06% Unsubsidized 30-Day Yield: 5.06%
VOLATILITY / STANDARD DEVIATION	2.0% - 4.0%	3.61%
CORRELATION TO S&P 500®	0.0 - 0.5	0.53
CORRELATION TO BLOOMBERG BARCLAYS AGGREGATE	0.0 - 0.5	0.01

All data from 5/31/13 to 09/30/19

Performance

TOTAL RETURNS

	3Q19	YTD	1 YEAR	3 YEAR	5 YEAR	SINCE INCEPTION
CCMNX	2.29%	7.21%	2.62%	4.31%	2.73%	3.08%
FTSE 3-Month T-Bill Index	0.56%	1.78%	2.36%	1.52%	0.96%	0.76%
Bloomberg Barclays U.S. Aggregate Bond Index	2.27%	8.52%	10.30%	2.92%	3.38%	3.12%
Morningstar Multialternative Category	0.49%	5.79%	1.33%	2.27%	1.35%	-

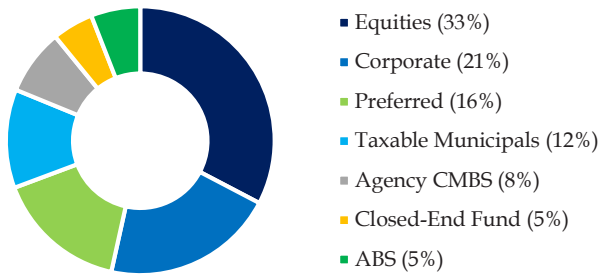
CALENDAR YEAR RETURNS

	2014	2015	2016	2017	2018
CCMNX	4.53%	-1.47%	2.47%	5.01%	-0.32%
FTSE 3-Month T-Bill Index	0.03%	0.03%	0.27%	0.84%	1.86%
Bloomberg Barclays U.S. Aggregate Bond Index	5.97%	0.55%	2.65%	3.54%	0.01%
Morningstar Multialternative Category	1.81%	-2.58%	0.75%	5.14%	-4.03%

Performance for periods greater than 1-year are annualized. Performance quoted is past performance and does not guarantee future results. Current performance may be lower or higher than the performance data quoted. An investor's investment return and principal value will fluctuate, so that your share when redeemed may be worth more or less than your initial cost. To obtain the most recent month-end standardized performance, call 877-272-1977. Performance reflects fee waivers, which if not in effect, would have decreased performance. The Advisor has contractually agreed to waive fees and reimburse expenses until February 29, 2020 so that Total Annual Fund Operating Expenses After Waivers and Expense Reimbursements will not exceed 1.85% of the Fund's average daily net assets. The Advisor may not recoup waived fees and reimbursed expenses.

© 2019 Morningstar. All Rights Reserved. The information contained herein: (1) is proprietary to Morningstar and/or its content providers; (2) may not be copied or distributed; and (3) is not warranted to be accurate, complete or timely. Neither Morningstar nor its content providers are responsible for any damages or losses arising from any use of this information.

Income Contributors



Does not include ETP (-0.62%). Rounding may affect totals.

Investment Details

Inception Date	5/31/2013
Benchmark	FTSE 3-Month T-Bill Index
Morningstar Category	Multialternative
Distributions	Monthly dividends
Min. Initial Investment	\$1,000
Fund Assets	\$56 million
Firm Assets	\$2.7 billion

Composition

	LONG	SHORT	NET
EQUITY	33%	-13%	20%
PREFERRED	16%	0%	16%
FIXED INCOME	56%	-29%	27%
TOTAL	105%	-42%	63%

TOP 5 LONG POSITIONS

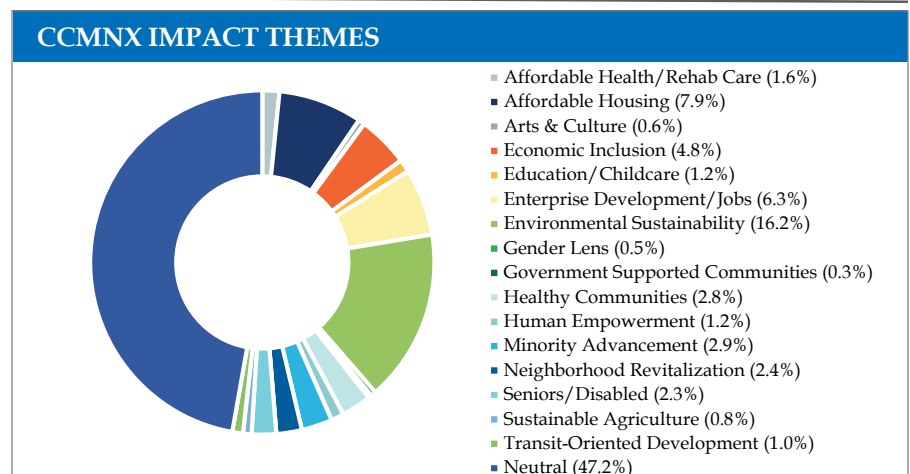
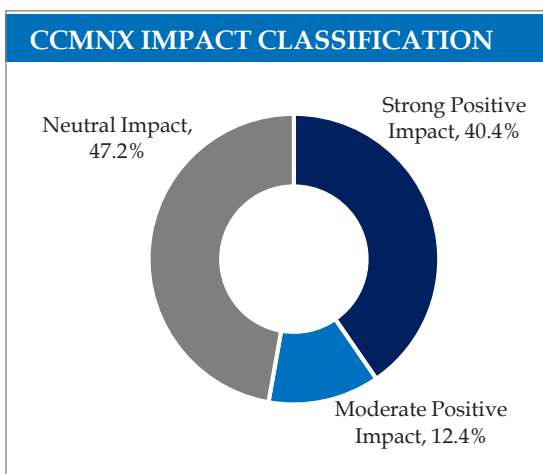
JPM 7.9 PERP	3.59%
FHA 023-98146 ST. FRANCIS	3.45%
INTNED 6 PERP	3.07%
ALLY 7.94313 02/15/40	3.05%
MITT 8 PERP	2.79%

TOP 5 SHORT POSITIONS

USD IRS 5YR PRIM DEC19	-10.59%
S&P500 EMINI FUT DEC19	-5.61%
US 10YR NOTE (CBT) DEC19	-4.67%
US 5YR NOTE (CBT) DEC19	-4.06%
US LONG BOND(CBT) DEC19	-3.78%

Impact Statistics*

*Figures as of 09/30/19



Standard Deviation: a measure of the average deviations of a return series from its mean; used as a risk measure.

The CCM Alternative Income Fund is distributed by SEI Investments Distribution Co. (SIDCO) which is not affiliated with Community Capital Management, Inc.

Carefully consider the fund's investment objectives, risks, and charges and expenses. This and other information can be found in the fund's prospectus which can be obtained by calling 866-202-3573 or by visiting www.ccmalternativeincome.com. Please read the prospectus carefully before investing.

The Morningstar Rating™ for funds, or "star rating", is calculated for managed products (including mutual funds, variable annuity and variable life subaccounts, exchange-traded funds, closed-end funds, and separate accounts) with at least a three-year history. Exchange-traded funds and open-ended mutual funds are considered a single population for comparative purposes. It is calculated based on a Morningstar Risk-Adjusted Return measure that accounts for variation in a managed product's monthly excess performance, placing more emphasis on downward variations and rewarding consistent performance. The Morningstar Rating does not include any adjustment for sales loads. The top 10% of products in each product category receive 5 stars, the next 22.5% receive 4 stars, the next 35% receive 3 stars, the next 22.5% receive 2 stars, and the bottom 10% receive 1 star. The Overall Morningstar Rating for a managed product is derived from a weighted average of the performance figures associated with its three-, five-, and 10-year (if applicable) Morningstar Rating metrics. The weights are: 100% three-year rating for 36-59 months of total returns, 60% five-year rating/40% three-year rating for 60-119 months of total returns, and 50% 10-year rating/30% five-year rating/20% three-year rating for 120 or more months of total returns. While the 10-year overall star rating formula seems to give the most weight to the 10-year period, the most recent three-year period actually has the greatest impact because it is included in all three rating periods. As of 09/30/19, the CCM Alternative Income Fund was rated against 248 Multialternative funds over the last three years and 178 funds over the last five years. With respect to these Multialternative funds, the CCM Alternative Income Fund received a Morningstar Rating of four stars for the three-year period and four stars for the five-year period.